

FEATURES

- Miniature, ultra-low power consumption (0,004 W), almost no heat dissipation
- Pad mounting proportional mini piezo-valves available with single subbase M5
- Variable flow, proportional to the control signal
- No wearing parts: practically unlimited service life
- No inductive peaks when switching: no circuit protection necessary
- Valves do not require a minimum operating pressure
- The solenoid valves satisfy all relevant EC directives

GENERAL

Differential pressure See «SPECIFICATIONS» [1 bar = 100 kPa]
Pneumatic base ISO 15218 (CNOMO E06.36.120N, size 15)
Response time 8 - 15 ms

fluids (*)	temperature range (TS)	seal materials (*)
air, inert gas filtered at 5 µm, unlubricated, condensate free, dew point -10°C	0°C to + 60°C	NBR (nitrile)

MATERIALS IN CONTACT WITH FLUID

(*) Ensure that the compatibility of the fluids in contact with the materials is verified

Body PPS
Internal parts Piezo ceramics, brass
Seals NBR
Subbases Brass or aluminium

ELECTRICAL CHARACTERISTICS

Connector Spade plug (cable Ø 6-7 mm)
Connector specification DIN 43650, 9,4 mm, form C
 or 2 leads outlet AWG 28, length 1 m
Electrical safety IEC 335
Electrical enclosure protection Moulded IP65 (EN 60529)
Standard voltages (U_N) DC (=): 0 to 40 V

holding current	power ratings				ambient temperature range (TS)	type ⁽¹⁾
	inrush ~	holding ~		hot/cold =		
(mA)	(VA)	(VA)	(W)	(W)	(C°)	
< 100	-	-	-	0,004	0 to + 60	01-02

Voltage regulation 0 - 40 V DC
Flow regulation characteristic Hysteresis < 10 to 15%


SPECIFICATIONS

connection	flow coefficient Kv		operating pressure differential (bar)				holding power (W)		catalogue number			
			min.	max. (PS)		air (*)			without manual operator		with impulse manual operator	
	(m³/h)	(l/min)		~	=		~	=	connector	leads	connector	leads
NC - Normally closed												
pad mounting	0,005	0,086	0	-	8	-	0,004	63000075	63000035	63000079	63000039	
	0,007	0,12	0	-	4	-	0,004	63000076	63000036	63000080	63000040	
NO - Normally open												
pad mounting	0,005	0,086	0	-	8	-	0,004	63000077	63000037	63000081	63000041	
	0,007	0,12	0	-	4	-	0,004	63000078	63000038	63000082	63000042	

SUBBASES ⁽²⁾

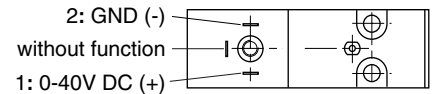
pipe size	mounting type	description	catalogue number	
			aluminium	brass
Single subbase, ISO 15218 (CNOMO E06.36.120N, size 15)				
M5	individual mounting	M5 lateral connection	88263002	30300001

(1) Refer to the dimensional drawings on the following page.
 (2) Multiple subbases, contact us.



ELECTRICAL CONNECTION (Polarized piezo valve)

Version with spade plug connection:



Version with 2 leads:

red wire: +
black wire: -

OPTIONS

- Plug with cable length of 2m (see Solenoids, Coils & Accessories section)

INSTALLATION

- The solenoid valves can be mounted in any position without affecting operation
- Mounting on single subbases
- Unlike the on/off type, the proportional version is not equipped with electronics. Please check for correct polarity when connecting the valve. The piezo element will be damaged if the polarity of the connections is inverted. The control system of the user must be used for charging and discharging.

Important note: The peak current must be limited by serial resistor greater than 30 ohms

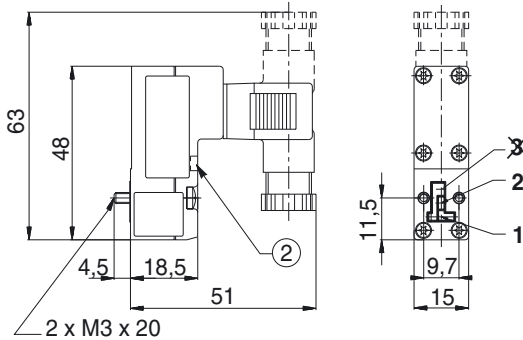
- Installation/maintenance instructions are included with each valve

DIMENSIONS (mm), WEIGHT (kg)



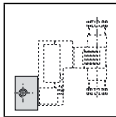
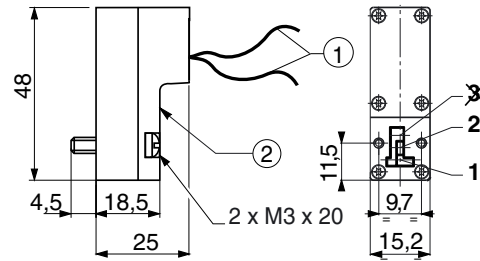
TYPE 01
IEC 335 / DIN 43650
IP65

63000075/76/77/78/79/80/81/82



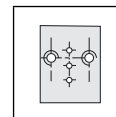
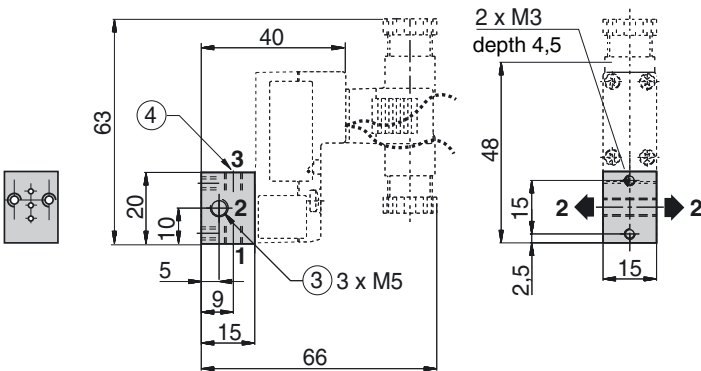
TYPE 02
IEC 335
IP65

63000035/36/37/38/39/40/41/42

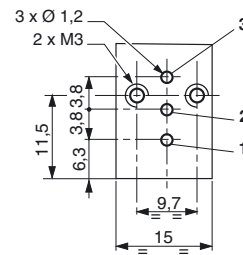


SINGLE SUBBASE M5
Aluminium or brass

88263002 - 30300001



SUBBASE MOUNTING PATTERN
ISO 15218/CNOMO E06.36.120N, size 15



type	catalogue number	weight
01	63000075/76/77/78/79/80/81/82	0,040
02	63000035/36/37/38/39/40/41/42	0,032
-	88263002	0,012
-	30300001	0,034

- ① 2 leads AWG 28, length 1 m
- ② Manual operator location
- ③ Outlet (2) can be connected on the left or on the right of subbase; close the unused port with a Ø M5 plug (supplied)
- ④ Port (3) not used (to be provided with protection)